



**Canada Rugby League Association**  
**(CRLA)**

**CANTAG**

**By-law Adopted March 24, 2019**

*Non-Contact Rugby League*  
*Rules & Regulations*



Canada Rugby League Association | CANTAG

# **CANTAG**

## **Non-Contact Rugby League**

CANTAG Rules are based on Australian “League Tag” rules and regulations. Canada Rugby League Association acknowledges the support provided by National Rugby League in development of these rules. Ages 13+.

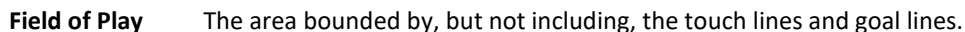


## Canada Rugby League Association | CANTAG

SECTION 1	PLAYING FIELD / FIELD OF PLAY	2
SECTION 2	THE BALL	3
SECTION 3	THE PLAYER/PLAYERS EQUIPMENT	3
SECTION 4	MODE OF PLAY	5
SECTION 5	SCORING/TRIES AND GOALS	5
SECTION 6	STARTS/RE-STARTS OF PLAY	7
SECTION 7	“TAGGING”	8
SECTION 8	PLAY-THE-BALL	10
SECTION 9	TOUCH AND TOUCH IN-GOAL	11
SECTION 10	PENALTY KICK	11
SECTION 11	OFFSIDE	13
SECTION 12	PLAYER CODE OF CONDUCT	14



## THE PLAYING FIELD



1. The Touch Lines are in Touch, the Touch in-Goal lines are Touch in-Goal, the Goal Lines are in the In-Goal area and the Dead Ball Line is beyond In-Goal.
2. ■ Indicates a corner post (see Glossary) placed at the intersection of each goal line and touch line. A corner post is in touch in-goal. Touch Judges should at all times ensure that corner posts are correctly positioned.
3. The goal posts are considered to extend indefinitely upwards. It is recommended that the bottom two metres of each upright be padded, □ shaped goal posts are permissible provided the relevant dimensions are observed.



## Canada Rugby League Association | CANTAG

4. For adult games the dimensions should be as near maximum as possible to the dimensions stipulated.
5. The broken lines in the field-of-play should consist of marks or dots on the ground not more than two metres apart. All transverse lines must be marked across the full width of the field.
6. Preferably, unbroken coloured lines, 10cms in width, across the field and adjacent to the current white lines which mark the 20m and 40m lines are to be used.
7. Whilst the diagram above indicates an in-goal area of between 6 and 11 metres, the accepted “norm” for the in-goal area is 8 metres.

## SECTION 2: THE BALL

### Shape

The game shall be played with an oval, air-inflated ball, the outer casing of which shall be of a material approved by Canada Rugby League Association.

Nothing shall be used in its construction which might prove dangerous to the players.

### Size and Weight

An International size ball shall be used - the dimensions of which shall be those approved by Canada Rugby League Association.

### Ball deflated

The Referee shall blow his whistle immediately he/she notices that the size and shape of the ball no longer comply with the Laws of the Game.

## SECTION 3: THE PLAYER/PLAYERS' EQUIPMENT

The game shall be played by two teams each consisting of not more than 13 players on the field at any one time.

The minimum number of players per team allowed on a full-sized field at any one time in a match is 8. The match shall be terminated should a team's current participants be reduced to less than 8 players. Pitch size may be reduced to allow for modified games, player numbers may be reduced to no less than 5 per team provided that pitch dimensions are reduced.

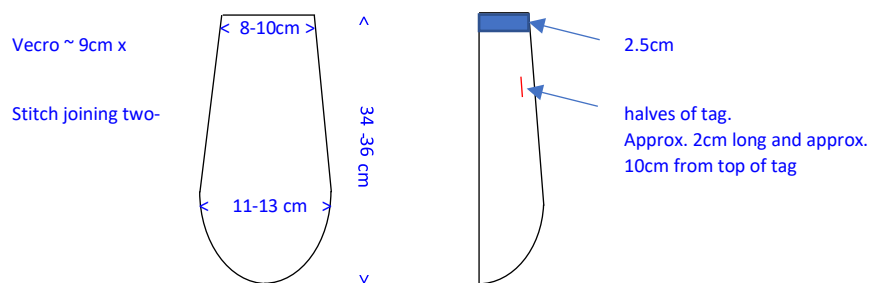
- a) Each team may utilise Interchange players during the course of a match provided that the names of the Interchange players are made known to the Referee before the commencement of the match. Interchanges will only be affected after a player has left the field. The replacement takes the field immediately in an onside position with the permission of a Touch Judge/Interchange Official. League governing bodies may choose to adopt either unlimited or limited Interchange rules for individual competitions.



## Canada Rugby League Association | CANTAG

- b) Each player and interchange player on a team shall use a pair of tags per game of a colour that does not clash with tags of the opposing side.
- c) A player shall not wear anything that might prove dangerous to other players. A player's normal gear shall consist of a numbered jersey of distinctive colour and/or pattern, a pair of shorts with Velcro (or equivalent) tabs attached, football socks of distinctive colour and/or pattern and studded boots or shoes.

Skin tight shorts (bicycle shorts, Skins) are not permitted. Skins may be worn under the shorts but must not have the Velcro tab attached. Belts are not recommended due to potential for finger injury. Jerseys must be tucked into shorts to ensure that the tags are not obstructed. Each team will have a set of tags of distinctive colour. Tags shall be consistent with opposing team tags. CANTAGS are strongly recommended. CANTAGS are constructed using a flexible PVC/cotton (or equivalent) material shaped as shown below. Tags are to be pinched and sewn together approximately 10 cm below the top of the tag. When attached to shorts, the bottom of the tag shall extend away from the players body:



**Figure 2: Tag Template**

Velcro tab attached to shorts shall be a maximum of 6cm x 6cm.

Protective clothing may be worn provided it contains nothing of a rigid or dangerous nature. (No peaked caps or jewellery may be worn).

Tags/Velcro/clothing may not be tampered with in any way.

The Referee shall order a player to remove any equipment which might be considered dangerous (or tampered with as per previous paragraph) and shall not allow the player to take any further part in the game until the player has complied with this request. The player shall retire from the playing field to remove the offending item if the start or re-start of the game would otherwise be delayed.

### Note:

Current participants are players on the field and players who have been temporarily suspended (sin bin or blood bin). Dismissed players are not deemed as current participants.

### Interchanges:

A player other than a player who is replacing an injured player who has left the field cannot be interchanged during a play-the-ball except when play is stopped because of injury. If an interchange is affected when a kick at goal is to be taken, the interchange player shall not be allowed to take the kick.



## Canada Rugby League Association | CANTAG

### Inspect Equipment

Referees should inspect players' equipment before the start of the game or delegate this duty to the Touch Judges. This does not relieve the player of the responsibility of ensuring that nothing of an offending nature is worn, nor rings, projecting metal on football boots, or long fingernails.

### SECTION 4: MODE OF PLAY

Standard games are played over two 25-minute periods with a 5-minute interval between halves, and extra time may be used to determine a winner following a drawn match at the completion of normal time.

Provincial associations may amend playing periods as considered appropriate based on factors including. But not limited to, age of participants, number of players per side, competition type (e.g. recreational, competitive, co-ed, one-day tournament).

The object of the game shall be to ground the ball in the opponents' in-goal to score tries and to kick the ball over the opponents' cross bar to score goals.

### SECTION 5: SCORING – TRIES AND GOALS

A try shall count for 4 points.

A successful conversion goal or a penalty goal shall count for 2 points. A drop goal during play shall count for 1 point.

When scoring a try, two tags must be intact. If the ball is grounded with only one tag (unless the tag came off when the player made contact with the ground in the act of scoring), it shall result in a "no try" and play will be restarted with a play-the-ball to the attacking team 10 metres out from where the ball was grounded. The tag count shall continue unless after the 5th tag, which shall result in a handover, 10 metres out from where the ball was grounded.

In the event of a late tag (i.e. where a tag has been removed, whether intentional or not, after the ball has been passed or kicked) the advantage rule should apply. The Referee shall indicate a "late tag" and award the try.

Competitive games shall be won by the team scoring the greater number of points. If both teams score an equal number of points, or if both teams fail to score, then the game shall be drawn unless competition rules specifies extra time be played. Non-competitive games shall be officially scored as 20 – 20 draws.

A try is scored when a player first grounds the ball in his/her opponent's in-goal, provided that he/she is not in touch or touch in-goal, or on or over the dead ball line.

### NOTES:



## Canada Rugby League Association | CANTAG

As soon as a tag has been removed from the ball-carrier, he/she must play-the-ball at the point where he/she was tagged. A tagged player's momentum cannot be used to progress the ball into the opponents' in-goal if a tag has been legally removed from the ball-carrier or if the ball-carrier is only carrying one tag (i.e. one tag has fallen off or has not been replaced correctly).

### **Diving to score**

A player may only dive through a gap in a defensive line (not directly at players, which may cause a collision). The defender must have an opportunity to remove a tag.

Attacking players cannot drop to their knees and reach through to attempt to score a try.

### **Tagged in-goal before grounding**

If the ball-carrier is tagged while in the opponent's in-goal before being able to ground the ball, play is re-started with a play-the-ball 10 metres out from the point at which he/she was tagged unless it is the 6th tag (this is similar to being "held-up" in-goal in the International Laws of Rugby League), at which time a handover will occur 10 metres out from the goal line and no closer than 10 metres from the touch line.

### **Ball on goal line**

As the goal lines themselves are in-goal, a try can be scored by an attacking player grounding the ball on the goal line.

## **NOTE: DECIDING WINNERS**

Refer to International Laws

League Governing bodies should set rules and regulations where extra time is required to determine a winner following a drawn match at the completion of normal time. A coin toss will take place prior to the commencement of extra time.

## **SECTION 6: STARTS/RE\_STARTS OF PLAY**

### **Start of Play**

The kick-off is a place kick from the centre of the halfway line which commences the match and recommences the match following half time and after points have been scored.

The game shall recommence with a handover to the kicking team should the ball find touch other than on the full and having travelled the required distance of 10 metres. The handover shall take place 10 metres in opposite where the ball first crossed the touch line.

A penalty is awarded to the non-kicking team at the centre of the halfway line if the ball is kicked out on the full.





## Canada Rugby League Association | CANTAG

### 20 metre Re-start

The game is re-started with an optional kick from the centre of the 20m line if:

1. a) an attacking player last touches the ball before it goes out of play over the dead ball line or into touch in-goal except from a penalty kick (see Law 3), or from a kick-off from the centre of the halfway line;
2. b) If the ball goes dead in the opponents' in-goal from an unsuccessful penalty kick (not necessarily a kick at goal) the game is re-started with a drop-out by a defending player from the centre of the 20m line;
3. c) A defending player catches the ball on the full from a kick in general play in his/ her own in-goal.

### Goal Line Re-start

The game is re-started with a drop-out by a defending player from the centre of his/ her goal line if:

- a) A defending player last touches the ball before it goes over the dead ball line or into touch in-goal;
- b) A defending player accidentally infringes in the in-goal area;
- c) A defending player touches down in the in-goal area;
- d) A defending player in possession is tagged in the in-goal area;
- e) A defending player kicks the ball into touch on the full from his/her own in-goal;
- f) A defending player kicks or passes the ball in his/her own in-goal and the ball accidentally strikes an opponent and goes into touch in-goal or over the dead ball line;
- g) The ball or a defending player carrying the ball touches the Referee, a touch judge or an encroaching spectator in the in-goal area and play is thereby irregularly affected;
- h) The ball goes over the dead ball line or into touch in-goal other than on the full from a kick off from the centre of the halfway line.

### Penalties:

A penalty kick resulting from an offence at the kick-off shall be taken from the centre of the halfway line. Any penalty kick arising from the re-starting of play from the 20-metre line shall be taken from the centre of that line.

A penalty kick resulting from any offence at the drop-out from between the posts shall be taken from the centre of the line drawn parallel to, and 10 metres from, the goal line.

A player shall be penalised if he/she:

- a) Wilfully touches the ball from a kick off or drop-out before it has travelled 10 metres forward in the field of play;



## Canada Rugby League Association | CANTAG

- b) Runs in front of one of his/her own team who is kicking off or dropping-out;
- c) Approaches nearer than 10 metres to the line from which the kick is being taken when an opponent is kicking off or dropping-out.

### SECTION 7: "TAGGING"

A team in possession shall have a maximum of six "tags".

A player in possession may be tagged by an opposing player or players. It is illegal to tag or obstruct a player who is not in possession of the ball.

A defending player cannot make a "tag" unless both of their tags are attached.

The player in possession cannot fend off defenders or protect the tag by using the arm or ball to fend.

The player in possession cannot jump through/at the defensive line to avoid being "tagged".

The player in possession cannot run directly at a defender and should be penalised if a collision occurs in this situation. Refer section 10 penalty kick deliberate contact

A player in possession cannot perform a 360 degree turn through/at the defensive line to avoid being tagged, and will be penalised if he/she offends.

Infringements also occur for obstruction and tagging without both tags attached.

#### **A Player in possession is tagged when:**

- 1.a) at least one of the tags is removed by an opposing player;
- 2.b) a tag is accidentally removed by the player in possession (or when the tag accidentally falls off the player).

A player in possession shall not play-the-ball before being tagged.

It is illegal for a player in possession to surrender prior to being tagged.

If a player drops on a loose ball, he/she shall not remain on the ground waiting to be tagged if he/she has time to regain their feet and continue play.

#### **Sixth Tag**

A team in possession of the ball shall be allowed five successive play-the-balls. A handover shall occur AFTER the 5th play-the-ball in the following circumstances:



## Canada Rugby League Association | CANTAG

- a) The team is tagged a sixth time; the handover will occur at the point of the 6th tag. The play-the-ball for this purpose shall not be counted for the purposes of the tag count.
- b) The team in possession commits an accidental breach for which a change of possession to the nonoffending side occurs;
- c) A player is tagged in the opponent's in-goal; the changeover will occur 10 metres out from goal line.

### Accidental Breach

Where an accidental breach occurs (i.e. knock-on, forward pass) and possession changes hands, the following tag will be a "zero tag", notwithstanding that the team gaining possession may have gained a territorial advantage.

### Losing Possession

A tagged player shall not intentionally part with the ball other than by bringing it into play in the prescribed manner. If, after being tagged, he/she accidentally loses possession, a handover will occur.

### Simultaneous Tag

If the Referee calls 'tagged' and a player simultaneously continues to run or offloads, as he/she has not heard the call, the Referee will stop play and send the player back to the play-the-ball.

### Late Tag

Where a tag has been intentionally removed, after the ball has been passed or kicked, a penalty to the nonoffending team shall be awarded.

### Mid-air Tag

It is illegal to tag an opposing player attempting to field a kick whilst the player is in mid-air. The catcher must have returned to the ground before being tagged.

### Indicating Last Tag

The Referee shall indicate the 5th tag by raising one arm vertically with fingers and thumb out-stretched as per the International Laws process.

### Reaching / Stripping

The player at marker cannot reach around the body to obtain a tag. There is no "Stripping" or stealing the ball in any situation.



## Canada Rugby League Association | CANTAG

### SECTION 8: PLAY-THE-BALL

The play-the-ball shall operate as follows:

As soon as a tag has been removed from the ball-carrier he/she must play-the-ball at the point where the tag occurred. There is no requirement for the ball-carrier to replace his/her tag until the play-the-ball has been completed. Both tags must be in place for this player to take any further active part in play.

The tagged player shall face his/her opponent's goal line and place the ball on the ground in front of his/her foremost foot (in accordance with the International Laws) to play-the-ball.

#### **Players Marking**

A maximum of two markers may take up the marking position (as per the International Laws); they must be directly in front of the tagged player, and must remain in that position until the ball is played.

The marker cannot play at the ball, nor reach around to affect a tag on the Acting Half. It is not mandatory for a marker to be present at the play-the-ball. **Retire at Play-the-Ball**

With the exception of the marker, the defensive line must retire 10 metres (for 13 and 14years 5metres) at the play-the-ball. The team in possession must retire behind their players taking part in the play-the-ball.

### SECTION 9: TOUCH AND TOUCH IN-GOAL

#### **Ball in touch**

The ball is in touch when it, or a player in contact with it, touches the touch line or the ground beyond the touch line or any object on or outside the touch in-goal line except when a player has been tagged in the field of play, and, on rising, steps into touch as he/ she regains his/her feet, in which case that player shall play-the-ball in the field of play.

#### **Jumping player**

The ball is in touch if a player jumps from touch and knocks the ball back while off the ground. The ball is not in touch if during flight it crosses the touch line but is knocked back by a player who is off the ground after jumping from the field of play.

#### **Touch in-goal**

The ball is touch in-goal when it touches the corner post, in-goal line, or any object on, or outside, the touch in-goal line, however, if a player whilst in possession touches the corner post, it will not be deemed as touch-in-goal.



## Canada Rugby League Association | CANTAG

### Points of Entry

When a ball has entered touch or touch in-goal, the point of entry shall be taken as the point at which the ball first crossed the touch or touch in-goal line.

If the ball is kicked by a player or is kicked and bounces off a player in a forward direction (except from in-goal) and it goes into touch on the full, a play-the-ball will occur where contact with the ball was made (but not nearer than ten 10 metres from the touch line or ten 10 metres from the goal line).

If the ball is kicked into touch from a penalty kick, the game is re-started by a free kick 10 metres in-field opposite the point of entry into touch.

### SECTION 10: PENALTY KICK

The International Laws of Rugby League will apply. Further penalties may be awarded for conduct unbecoming on the field, such as:

- Avoidable contact
- Yes/No call
- Protecting tags
- Fending off defenders
- Late Tag
  
- Deliberate contact NOTE: The instigator of the contact shall be penalized
- Deliberate grabbing of clothing
- Jumping through tag

The Sin Bin applies in League Tag and is of 10 minutes' duration and may be applied for:

- Deliberately and continuously breaks the Laws of the game
- Uses offensive language
- Disputes the decision of the Referee
- Deliberately obstructs an opponent who is not in possession

A penalty kick shall be awarded against any player who is guilty of misconduct (Refer to International Laws, Section 15) provided that this is not to the disadvantage of the non-offending team. Unless otherwise stated, the mark is where the offence occurs.

### How Taken

A player may take a penalty kick by punting, drop kicking, or place kicking the ball from any point on or behind the mark and equidistant from the touch line.

Other than when kicking for goal ("Pretending to kick at goal") the ball may be kicked in any direction, after which it is in play.

Players of the kicker's team must be behind the ball when it is kicked.



## Canada Rugby League Association | CANTAG

Players of the team opposing the kicker shall retire to their own goal line or 10 metres or more from the mark towards their own goal line and shall not make any attempt to interfere with or distract the attention of the kicker.

### Find Touch

- a) If the ball is kicked into touch from a Penalty Kick without touching any other player, the kicking team shall re-start play with a free kick. Opposing players shall retire 10 metres from the point of entry into touch or to In the event of a breach by the opposing team a penalty kick shall be awarded at a point opposite where the breach occurred on a line parallel to the goal line 10 metres from where the free kick was awarded;
- b) If the ball touches an opponent in flight and then enters touch, a change of possession to the non-offending side 10 metres in-field from where the ball crossed the touch line. (Play-the-ball);
- c) Where a player kicks the ball in general play from any point in the area bounded by his\her own dead ball line, 40 metre line and the touch lines and the ball finds touch, otherwise than on the full, at a point on the touchline between the opponents' 20 metre line and goal line, the kicker's team shall be deemed to be the non-offending team. A tap kick is awarded to the kicking team 20 metres in from where the ball crossed the touch line and no closer than ten 10 metres to the goal line.
- d) Where a player kicks the ball in general play from any point in the area bounded by his\her own dead ball line, 20 metre line and the touch lines and the ball finds touch, otherwise than on the full, at a point on the touchline between the opponents' 40 metre line and goal line, the kicker's team shall be deemed to be the non-offending team. A tap kick is awarded to the kicking team 20 metres in from where the ball crossed the touch line and no closer than ten 10 metres to the goal line.

### Free Kick

The ball may be kicked in any direction in any manner when bringing it into play after entering touch and the kicker may pick up the ball after he/she has kicked it (tap kick).

### Dead Ball from Penalty Kick

Play is re-started with a 20m drop-out if the ball is kicked dead in the opponents' in- goal from a penalty kick.

If a penalty is awarded for an offence by the attacking team in the opponent's in-goal area, the mark shall be 10 metres in the field of play opposite where the offence occurred. For an offence in-goal by the defending team which incurs a penalty, the mark is in the field of play 10 metres from the goal line and opposite where the offence occurred except for foul play against a try scorer.

If a player fouls an opponent who is touching down for a try, a penalty kick at goal shall be taken from in front of the goal posts after the attempt to convert the try. After his/ her kick has been taken the ball shall be deemed dead and play shall be re-started from the halfway line. This law applies to the period during which the ball is touched down for a try and not to any subsequent period (Possible 8 Point Try).

### Drop Goal

If a player fouls an opponent who is attempting a drop goal, a penalty kick shall be awarded in front of the goal posts.



## Canada Rugby League Association | CANTAG

If the attempt at drop goal is successful, a kick at goal must be taken from the penalty kick and play re-started from the centre of the halfway line irrespective of the outcome of that kick.

If the attempt at drop goal is unsuccessful, the penalty kick can be taken in any manner provided for in the Laws and play re-started according to the outcome of that kick.

### SECTION 11: OFFSIDE

A player is offside except when he/she is in his/her own in-goal if the ball touches, is touched, held or kicked, by one of his own team behind him/her.

An offside player shall not take any part in the game or attempt in any way to influence the course of the game. He/she shall not encroach within 10 metres of an opponent who is waiting for the ball and shall retire 10 metres immediately from any opponent who first secures possession of the ball.

#### **Placed onside**

An offside player is placed onside if:

- a) An opponent moves 10 metres or more with the ball;
- b) An opponent touches the ball without retaining it;
- c) One of his/her own team in possession of the ball runs in front of him/her;
- d) One of his/her own team kicks the ball forward and takes up a position in front of him/her in the field of play;
- e) he/she retires behind the point where the ball was last touched by one of his/her own team.

#### **“Down Town”**

Any player who is in front of the kicker in general play is not permitted to advance beyond the point of the previous play-the-ball until the ball has gone past the offside players. This rule delays the movement of the offside players downfield in an attempt to encircle the ball receiver as he/she collects the ball.

### SECTION 12: PLAYER CODE OF CONDUCT

- a) Always play for fun
- b) Never argue with the Referee. The Referee decision is final
- c) Play fair and at all times abide by the laws of CANTAG
- d) Always show respect for teammates and your opponents



## Canada Rugby League Association | CANTAG

- e) Always show appreciation to team officials without their help, you might not have the opportunity to play.

# CANTAG LAWS

## 10 to 12 years

The Laws of the International Game of League Tag shall apply in 10 12 Year CANTAG Game Model subject to the following modifications, where applicable.

## CANTAG Rugby League

### 10 -12 years

SECTION 1	PLAYING FIELD / FIELD OF PLAY	17
SECTION 2	THE BALL	18
SECTION 3	THE PLAYER/PLAYERS EQUIPMENT	18
SECTION 4	MODE OF PLAY	19

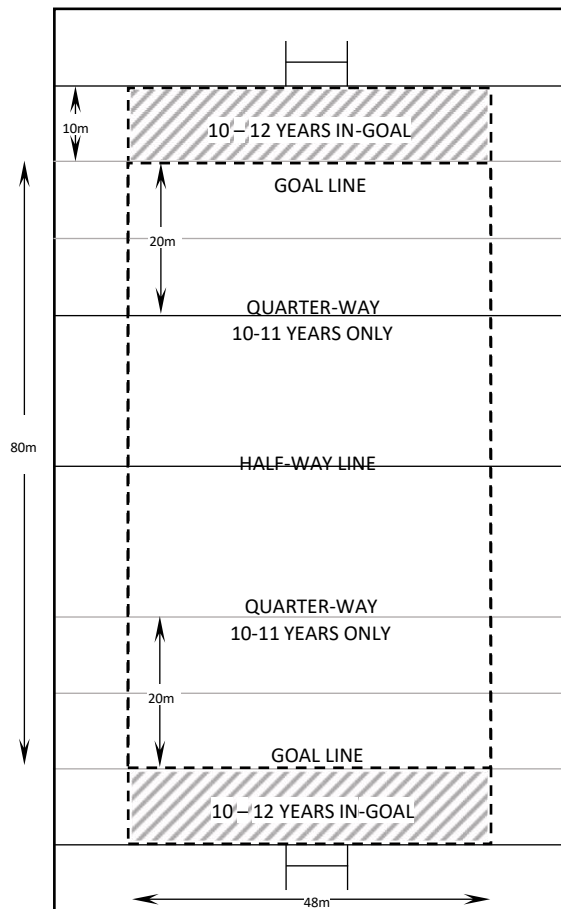




## Canada Rugby League Association | CANTAG

SECTION 5	SCORING/TRIES AND GOALS	20
SECTION 6	STARTS/RE-STARTS OF PLAY	20
SECTION 7	"TAGGING"	20
SECTION 8	PLAY-THE-BALL	21
SECTION 9	TOUCH AND TOUCH IN-GOAL	21
SECTION 10	PENALTY KICK	22
SECTION 11	OFFSIDE	24
SECTION 12	PLAYER CODE OF CONDUCT	25

### SECTION 1: PLAYING FIELD / FIELD OF PLAY





## Canada Rugby League Association | CANTAG

### 10, 11 and 12 YEARS

#### OVERALL DIMENSIONS:

80 metres long; 48 metres wide.

Boundaries are the lines 10 metres from International Laws touch lines and goal lines.

**HALFWAY:** is the halfway of the International Laws field.

**QUARTERWAY (1/4 WAY):** is the 30 metre line of the International field.

**IN-GOAL:** is that area between the International Laws goal line and the line 10 metres from, and in front of, it. The touch in-goal lines are the portions of the two lines 10 metres from the International Laws field's touch lines. Goalposts are part of the dead ball line.

**N.B.** If markers or witches' hats are to be used to outline the 10 – 12 Years field then they are to be placed in positions where they represent NO RISK to the health and well-being of the player - e.g. a metre or two from the actual playing area.

### SECTION 2: THE BALL

A size 4 ball is to be used in all 10 – 12 Year CANTAG matches.

### SECTION 3: THE PLAYER / PLAYERS' EQUIPMENT

Maximum number of players per team on the field at any one time is 9 (minimum 6)

Should less than the minimum number of players be present then, for safety reasons, the match should be forfeited.

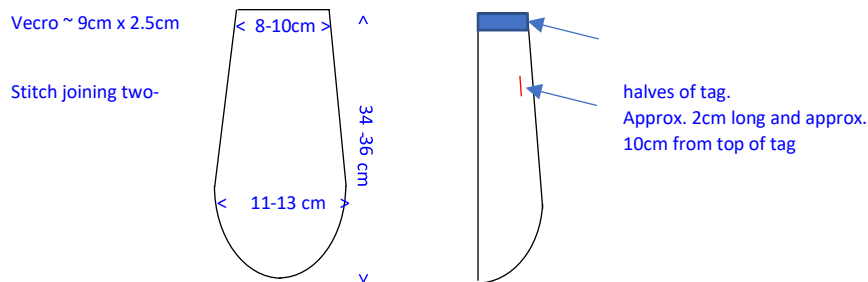
An unlimited interchange Law will apply. All reserves present are to play either by interchange or replacement.

Players shall not wear anything that might prove dangerous to other players. A player's normal gear shall consist of a numbered jersey of distinctive colour and/or pattern, a pair of shorts with Velcro (or equivalent) tabs attached, football socks of distinctive colour and/or pattern and studded boots or shoes.

Belts are not recommended due to potential for finger injury. Jerseys must be tucked into shorts to ensure that the tags are not obstructed. Each team will have a set of tags of distinctive colour. Tags shall be consistent with opposing team tags. CANTAGS are strongly recommended. CANTAGS are constructed using a flexible PVC/cotton (or equivalent) material shaped as shown below. Tags are to be pinched and sewn together approximately 10 cm below the top of the tag. When attached to shorts, the bottom of the tag shall extend away from the players body:



## Canada Rugby League Association | CANTAG



**Figure 2: Tag Template**

Velcro tab attached to shorts shall be a maximum of 6cm x 6cm.

Protective clothing may be worn provided it contains nothing of a rigid or dangerous nature. (No peaked caps or jewellery may be worn).

The Referee shall order a player to remove any equipment which might be considered dangerous (or tampered with as per previous paragraph) and shall not allow the player to take any further part in the game until the player has complied with this request. The player shall retire from the playing field to remove the offending item if the start or re-start of the game would otherwise be delayed.

### Inspect Equipment

Referees should inspect players' equipment before the start of the game or delegate this duty to the Touch Judges. This does not relieve the player/parent of the responsibility of ensuring that nothing of an offending nature is worn, nor rings, projecting metal on football boots, or long fingernails.

## SECTION 4: MODE OF PLAY

The game is played over two 20 minute periods with a 3 minute interval between halves. League Governing bodies may set rules and regulations where time off for injury may be played, and extra time may be used to determine a winner following a drawn match at the completion of normal time (for Finals, where played, in nominated Mod League Tag matches only).

The game is one of six tag phases/periods. "Tags" are affected by removing a tag from a player. This is also known as "making a tag". Once tagged, the player must play-the- ball. After a player has been tagged a 6<sup>th</sup> time; a changeover occurs to the opposition and the game recommences play with play-the-ball at the mark of the tag.

The defensive line is to be of 5 metres from the ruck.

### Change of Possession

A change of possession will occur as per International League Tag Laws after the sixth tag, and also when less than two passes eventuate.



## Canada Rugby League Association | CANTAG

### **Kicking**

Kicking is allowed in general play except:

Bombs are not allowed. A “bomb” can be regarded as any kick aimed at gaining time for the “chasers”, rather than distance, AND exerting pressure on the receiver. “Bomb-like” kicks are unacceptable at any (and all) phases of play.

### **Sin Bin**

The SIN BIN does NOT apply in the 10 – 12 Years CANTAG game. Should a player be guilty of such conduct that it “merits” a suspension from the field then the Referee is to advise the player’s team captain of the problem and direct that the player be replaced. In this case the offending player would take no further part in the remainder of that half or the match (or any other match in any older age group on that day) depending on the Referee’s instruction. A player who may have been asked to be replaced in the first half, who later resumes in the second half (e.g. injury replacement) AND is guilty of further misconduct MUST be dismissed WITHOUT REPLACEMENT. (International Laws apply here. Any further action would be taken at the discretion of the match’s controlling body).

## **SECTION 5: SCORING – TRIES AND GOALS**

Tries will be worth 4 points. A successful conversion shall count for 2 points.

A goal may be attempted ONLY after a try has been scored.

The attempt may be taken by either place kick or drop kick. Once a player has attempted a kick at goal (whether successful or not), that player may not attempt another until all others of the same team (on the field at the time) have been given an attempt at a goal. This also applies at the awarding of an additional kick at goal following the awarding of a try when the try-scorer has been fouled in the act of scoring the try.

Note: In the event that a player, who has already attempted a kick at goal, attempts another kick at goal, prior to all other players (on the field at the time) being given a chance to kick, the points will not be awarded, if successful, and another attempt will not be provided to the team to convert that try.

Goalposts are those of the International Laws field. Method for use is outlined in Appendices.

The place kick will be taken no closer than 10 metres from the goal line, in line with where the try was scored

## **SECTION 6: STARTS/RE-STARTS OF PLAY**

Re-starts of play, following a try, will be by a place kick (i.e. tap kick the ball must be placed on the ground) at the centre of the halfway line to the non-scoring team.

All kicks must be taken in rotation.



## Canada Rugby League Association | CANTAG

### SECTION 7: “TAGGING”

A team in possession shall have a maximum of six “tags”.

### SECTION 8: PLAY-THE-BALL

The play-the-ball shall be as normal to the International Laws game except for the following:

One marker ONLY is to be always present. The marker is not to touch the ball-carrier or ball or interfere with the play-the-ball in any way.

The marker is not to move until the ball has been received by the First Receiver - UNLESS the Acting Halfback elects to run, kick or mishandles the ball;

The ball must always be played backwards.

The Two-Pass Law applies, with the following exemption that applies to ALL parts of the 10 – 12 Years field:

If any player who runs from Dummy Half and is tagged in possession without a minimum of two passes being performed, then his/her team will forfeit possession;

If any player who runs from First Receiver, is tagged in possession without a minimum of two passes being performed, then his/her team will forfeit possession;

At the play-the-ball, no member of the team NOT IN POSSESSION is to move forward until the ball is in the hands of the First Receiver or the Acting Halfback elects to run, kick, or mishandles the ball.

Players of the side not in possession - apart from the marker - must retire 5 metres from the play-the-ball area. Members of the team IN POSSESSION must retire behind their Acting Halfback

**Note:** A kick in general play can be regarded as a pass if regathered by an onside teammate.

### SECTION 9: TOUCH AND TOUCH IN-GOAL

#### Ball in touch

The ball is in touch when it, or a player in contact with it, touches the touch line or the ground beyond the touch line or any object on or outside the touch in-goal line except when a player has been tagged in the field of play, and, on rising, steps into touch as he/ she regains his/her feet, in which case that player shall play-the-ball in the field of play.



## Canada Rugby League Association | CANTAG

### Jumping player

The ball is in touch if a player jumps from touch and knocks the ball back while off the ground. The ball is not in touch if during flight it crosses the touch line but is knocked back by a player who is off the ground after jumping from the field of play.

### Touch in-goal

The ball is touch in-goal when it touches the corner post, in-goal line, or any object on, or outside, the touch in-goal line, however, if a player whilst in possession touches the corner post, it will not be deemed as touch-in-goal.

### Points of Entry

When a ball has entered touch or touch in-goal, the point of entry shall be taken as the point at which the ball first crossed the touch or touch in-goal line.

If the ball is kicked by a player or is kicked and bounces off a player in a forward direction (except from in-goal) and it goes into touch on the full, a play-the-ball will occur where contact with the ball was made (but not nearer than ten 10 metres from the touch line or ten 10 metres from the goal line).

If the ball is kicked into touch from a penalty kick, the game is re-started by a free kick 10 metres in-field opposite the point of entry into touch.

## SECTION 10: PENALTY KICK

The International Laws of Rugby League will apply. Further penalties may be awarded for conduct unbecoming on the field, such as:

- Avoidable contact
- Yes/No call
- Protecting tags
- Fending off defenders
- Late Tag
- Deliberate contact NOTE: The instigator of the contact shall be penalized
- Deliberate grabbing of clothing
- Jumping through tag

A penalty kick shall be awarded against any player who is guilty of misconduct (Refer to International Laws, Section 15) provided that this is not to the disadvantage of the non-offending team. Unless otherwise stated, the mark is where the offence occurs.

### How Taken

A player may take a penalty kick by punting, drop kicking, or place kicking the ball from any point on or behind the mark and equidistant from the touch line.



## Canada Rugby League Association | CANTAG

Other than when kicking for goal ("Pretending to kick at goal") the ball may be kicked in any direction, after which it is in play.

Players of the kicker's team must be behind the ball when it is kicked.

Players of the team opposing the kicker shall retire to their own goal line or 10 metres or more from the mark towards their own goal line and shall not make any attempt to interfere with or distract the attention of the kicker.

### Find Touch

- a) If the ball is kicked into touch from a Penalty Kick without touching any other player, the kicking team shall restart play with a free kick. Opposing players shall retire 10 metres from the point of entry into touch or to In the event of a breach by the opposing team a penalty kick shall be awarded at a point opposite where the breach occurred on a line parallel to the goal line 10 metres from where the free kick was awarded;
- b) If the ball touches an opponent in flight and then enters touch, a change of possession to the non-offending side 10 metres in-field from where the ball crossed the touch line. (Play-the-ball);
- c) Where a player kicks the ball in general play from any point in the area bounded by his\her own dead ball line, quarter way line and the touch lines and the ball finds touch, otherwise than on the full, at a point on the touchline between the opponents' quarter way line and goal line, the kicker's team shall be deemed to be the non-offending team. A tap kick is awarded to the kicking team 10 metres in from where the ball crossed the touch line and no closer than ten 10 metres to the goal line.

### Free Kick

The ball may be kicked in any direction in any manner when bringing it into play after entering touch and the kicker may pick up the ball after he/she has kicked it (tap kick).

### Dead Ball from Penalty Kick

Play is re-started with a 20m drop-out if the ball is kicked dead in the opponents' in- goal from a penalty kick.

If a penalty is awarded for an offence by the attacking team in the opponent's in-goal area, the mark shall be 10 metres in the field of play opposite where the offence occurred. For an offence in-goal by the defending team which incurs a penalty, the mark is in the field of play 10 metres from the goal line and opposite where the offence occurred except for foul play against a try scorer.

If a player fouls an opponent who is touching down for a try, a penalty kick at goal shall be taken from in front of the goal posts after the attempt to convert the try. After his/ her kick has been taken the ball shall be deemed dead and play shall be re-started from the halfway line. This law applies to the period during which the ball is touched down for a try and not to any subsequent period (Possible 8 Point Try).

### Drop Goal

If a player fouls an opponent who is attempting a drop goal, a penalty kick shall be awarded in front of the goal posts.



## Canada Rugby League Association | CANTAG

If the attempt at drop goal is successful, a kick at goal must be taken from the penalty kick and play re-started from the centre of the halfway line irrespective of the outcome of that kick.

If the attempt at drop goal is unsuccessful, the penalty kick can be taken in any manner provided for in the Laws and play re-started according to the outcome of that kick.

### SECTION 11: OFFSIDE

A player is offside except when he/she is in his/her own in-goal if the ball touches, is touched, held or kicked, by one of his own team behind him/her.

An offside player shall not take any part in the game or attempt in any way to influence the course of the game. He/she shall not encroach within 10 metres of an opponent who is waiting for the ball and shall retire 10 metres immediately from any opponent who first secures possession of the ball.

#### **Placed onside**

An offside player is placed onside if:

- a) An opponent moves 10 metres or more with the ball;
- b) An opponent touches the ball without retaining it;
- c) One of his/her own team in possession of the ball runs in front of him/her;
- d) One of his/her own team kicks the ball forward and takes up a position in front of him/her in the field of play;
- e) he/she retires behind the point where the ball was last touched by one of his/her own team.

#### **“Down Town”**

Any player who is in front of the kicker in general play is not permitted to advance beyond the point of the previous play-the-ball until the ball has gone past the offside players. This rule delays the movement of the offside players downfield in an attempt to encircle the ball receiver as he/she collects the ball.

### SECTION 12: PLAYER CODE OF CONDUCT

- a) Always play for fun
- b) Never argue with the Referee. The Referee decision is final
- c) Play fair and at all times abide by the laws of League Tag
- d) Always show respect for teammates and your opponents





## **Canada Rugby League Association | CANTAG**

- e) Always show appreciation to your parents and team officials without their help, you might not have the opportunity to play.



Canada Rugby League Association | CANTAG

# CANTAG LAWS

## 6 to 9 years

The Laws of the International Game shall apply in the 6 subject to the following modifications, where applicable– 9 Years CANTAG Game Models

### CANTAG Rugby League

#### 6 -9 years

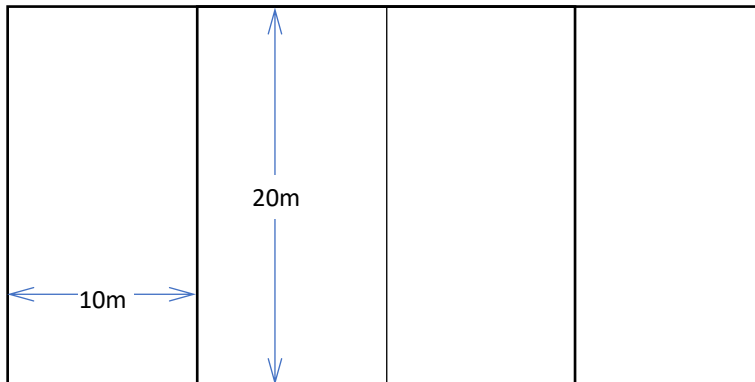
SECTION 1	PLAYING FIELD / FIELD OF PLAY	28
SECTION 2	THE BALL	29
SECTION 3	MODE OF PLAY	29
SECTION 4	PLAY-THE-BALL	29
SECTION 5	SCORING/TRIES AND GOALS	31
SECTION 6	STARTS/RE-STARTS OF PLAY	31
SECTION 7	“TAGGING”	32
SECTION 8	KICKING	32
SECTION 9	PENALTY KICK	32
SECTION 10	PLAYER CODE OF CONDUCT	33



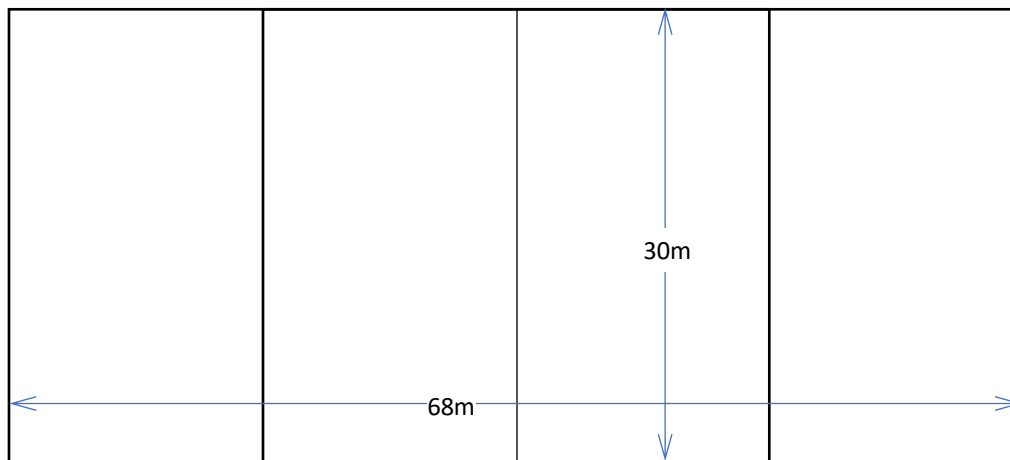
## Canada Rugby League Association | CANTAG

### SECTION 1: THE PLAYING FIELD

#### Recommended Field size for League Tag Ages 6 – 7 40m x 20m



#### Recommended Field size for League Tag Ages 8 – 9 68m x 30m





## Canada Rugby League Association | CANTAG

### SECTION 2: THE BALL

A size 3 ball is to be used in all 6 – 9 Years League Tag matches.

### SECTION 3: MODE OF PLAY

Maximum number of players on the field at any one time is 6. When more than 6 players are in attendance at a match then all players **MUST** play in accordance with (d) below;

The minimum number of players allowed on the field per team per match is 4. Should less than 4 players be present then, for safety reasons, the match is to be forfeited;

The game is played over four 8-minute quarters with a short interval between quarters;

Each player is to play a **MINIMUM OF TWO UNBROKEN PERIODS** of 8 minutes. (This is a **MINIMUM** and all present should be given the maximum amount of time possible on-field);

A player, having played an **UNBROKEN** period of play and been replaced, may be used at a later period as a replacement for a player who has also completed an unbroken period of play and not been replaced, or, for a player who has been injured or suspended.

#### Sin Bin

The **SIN BIN** does **NOT** apply in the 6 – 9 Years CANTAG game. Should a player be guilty of such conduct that it “merits” a suspension from the field, then the Referee is to advise the player’s team captain of the problem and direct that the player be replaced. In this case the offending player would take no further part in the remainder of that period or the match (or any other match in any older age group on that day) depending on the Referee’s instruction. A player who may have been asked to be replaced for a period, who later resumes playing in a later period **AND** is guilty of further misconduct **MUST** be dismissed **WITHOUT REPLACEMENT**. (International Laws apply here. Any further action would be taken at the discretion of the match’s controlling body).

### SECTION 4: PLAY-THE-BALL

The play-the-ball shall be as normal in the International Laws, however:

#### For 6 and 7 Years

No markers are allowed.



## Canada Rugby League Association | CANTAG

### For 8 Years

No markers are allowed.

Players identified with vests are permitted to run from their nominated position, and be tagged before a minimum of two passes is performed, without their team turning over possession (unless it is after the 5th play-the-ball);

If any player without the FR vest runs from First Receiver, is tagged in possession without a minimum of two passes being performed, then his/her team will forfeit possession;

### For 9 Years

One marker to be present at all times.

The Two-Pass Law applies, with the following exemption that applies to ALL parts of the field:

The player at First Receiver (FR) will be identified with a vest of one colour, and a player at Acting Halfback (i.e. dummy half (DH)) will be identified with a vest of another colour;

Players identified with vests are permitted to run from their nominated position, and be tagged before a minimum of two passes is performed, without their team turning over possession (unless it is after the 5th play-the-ball);

If any player without the DH vest (including the player nominated as First Receiver) runs from Dummy Half, is tagged in possession without a minimum of two passes being performed, then his/her team will forfeit possession;

If any player without the FR vest (including the player nominated as Dummy Half) runs from First Receiver, is tagged in possession without a minimum of two passes being performed, then his/her team will forfeit possession;

At all ages, players will be required to rotate vests following each period (i.e. half) of play.

At the play-the-ball, no member of the team NOT IN POSSESSION is to move forward until the ball is in the hands of the First Receiver or the Acting Halfback elects to run, kick, or mishandles the ball.

Players of the side not in possession - apart from the marker - must retire 5 metres from the play-the-ball area. Members of the team IN POSSESSION must retire behind their Acting Halfback

At the play-the-ball, no member of the team NOT IN POSSESSION is to move forward until the ball is in the hands of the FIRST RECEIVER or the dummy half elects to run or mishandles the ball. Each member of the team NOT IN POSSESSION must retire 5 metres from the play-the-ball and any player who is within this area shall be deemed to be offside. Members of the team IN POSSESSION must retire behind the dummy half.



## Canada Rugby League Association | CANTAG

### SECTION 5: SCORING TRIES AND GOALS

#### TRY

A try is scored in the normal way and is worth 4 points.

The Referee will signal the try in the fashion normal to the International Law situation. Should a player be illegally interfered with in the act of scoring a try, an additional kick at goal will be awarded (other than in the 6 & 7 years age groups where conversions are not taken). In any such circumstance of unfair play, the value of the try will be 4 points. A penalty try is worth 4 points.

#### GOALS/CONVERTING A TRY – 8 YEARS AND ABOVE

A goal may be attempted ONLY after a try has been scored. The attempt may be taken by either drop kick or place kick. Once a player has attempted a kick at goal (whether successful or not), that player may not attempt another till all others of the same team (on the field at the time) have been given an attempt at a goal. This also applies at the awarding of an additional kick at goal following the awarding of a try when the try- scorer has been fouled in the act of scoring the try.

Note: In the event that a player, who has already attempted a kick at goal, attempts another kick at goal, prior to all other players (on the field at the time) being given a chance to kick, the points will not be awarded, if successful, and another attempt will not be provided to the team to convert that try.

All attempts at goal are taken from immediately in front of the goalposts. The goal kicker will go back a minimum of 5 metres from the goal line. The kicker must, by either place or drop kick, kick the ball between the uprights and over the crossbar of the goalposts. The goal is worth two points.

### SECTION 6: STARTS / RE-STARTS OF PLAY

Following a try, (and subsequent conversion attempt 8 years + above) the non-scoring team will re-start play with a place kick (i.e. a tap kick re-start - the ball must be placed on the ground) from the centre of the halfway line. The ball need not travel any prescribed distance. The place kick re-starts are to be taken, in rotation, by all members of the team. The initial tag after the tap kick re-start shall be tag 1.

For other kicks to start or re-start play, the non-kicking team is to retire 5 metres and, except for a quarter way optional kick, allow the ball to travel 5 metres. At penalties and free kicks, the non-kicking team is to retire 5 metres.

Penalties for in-goal breaches, normally taken 10 metres from the goal line are still to be taken from that line.

### SECTION 7: “TAGGING”

A team in possession shall have a maximum of six “tags”.

#### NOTE:



## Canada Rugby League Association | CANTAG

For under 6 years, when a player knocks-on, or passes the ball to a team mate in a forward direction in the field of play, the Referee shall call “chance” and the number of the tags advanced by one, so that the team in possession retains possession, other than after the 6<sup>th</sup> (and last) tag, at which time a handover will occur. Should a player lose possession forward and an opposing player gain possession, it should be play on, and “zero tag”. Should a player knock-on and the ball is gathered by an onside teammate, then the “Chance Rule” shall apply. (International Laws apply to breaches in the in-goal area.)

### SECTION 8: “KICKING”

Kicking is NOT ALLOWED in 6 – 9 Years League Tag except at:

- starts of play - i.e. halfway, goal line and quarter way line;
- penalty kicks (where a kick - but NOT a “bomb”, may be taken to gain a better field position).

Should a kick (other than the above) be attempted during a match there will be a change of possession at the point at which the kick was taken unless ADVANTAGE LAW applies.

### SECTION 9: PENALTY KICK

The International Laws of League Tag will apply. Further penalties may be awarded for conduct unbecoming on the field, such as:

- Avoidable contact
- Yes/No call
- Protecting tags
- Fending off defenders
- Late Tag
- Deliberate contact NOTE: The instigator of the contact shall be penalized
- Deliberate grabbing of clothing
- Jumping through tag

A penalty kick shall be awarded against any player who is guilty of misconduct provided that this is not to the disadvantage of the non-offending team. Unless otherwise stated, the mark is where the offence occurs.

#### How Taken

A player may take a penalty kick by punting, drop kicking, or place kicking the ball from any point on or behind the mark and equidistant from the touch line.

Other than when kicking for goal (“Pretending to kick at goal”) the ball may be kicked in any direction, after which it is in play.

Players of the kicker’s team must be behind the ball when it is kicked.



## Canada Rugby League Association | CANTAG

Players of the team opposing the kicker shall retire to their own goal line or 5 metres or more from the mark towards their own goal line and shall not make any attempt to interfere with or distract the attention of the kicker.

### SECTION 10: PLAYER CODE OF CONDUCT

Always play for fun

Never argue with the Referee. The Referee decision is final

Play fair and at all times abide by the laws of CANTAG

Always show respect for teammates and your opponents

Always show appreciation to your parents and team officials without their help, you might not have the opportunity to play.

### CANTAG: 6 – 9 Years

#### AGE GROUPS 6-9 YEARS

NUMBER OF PLAYERS (MAXIMUM)	6
NUMBER OF PLAYERS (MINIMUM)	4
MATCH DURATION	4 X 8 MIN
MINIMUM PLAYING TIME (UNBROKEN)	2 X 8 MIN
BREAK TIME	3 Mins at Half Time
FIELD SIZE	40m x 20m
DISTANCE FROM PLAY THE BALL	
TEAM IN POSSESSION	Behind the acting half back (Dummy Half), except for the person playing the ball
TEAM NOT IN POSSESSION	5 metres
MARKERS	Not Allowed





## Canada Rugby League Association | CANTAG

TEAM IN DEFENCE & MARKER ALLOWED TO MOVE	<p>When the ball is in the hands of the FIRST RECEIVER or the acting halfback elects to run or mishandles the ball.</p> <p>For 8 Years: Except when the nominated FR elects to run without passing.</p> <p>For 9 Years: Except when the nominated DH or FR elects to run without passing.</p>	
RESULT FROM A KNOCK ON, FORWARD PASS OR RUN INTO TOUCH	<p>6 years only Chances. Play the ball to the team in possession, tag count continues. Referees to call Chance and the next tag count 7-9 Handover (unless an advantage is gained) to the non- offending team</p>	
NUMBER OF TAGS	6	
ZERO TAG	<p>A zero tag will be signalled when the non-offending team gains possession of the ball from a knock on, forward pass, or accidental offside.</p> <p>The initial tag from a 20m restart will be a zero tag.</p>	
KICK OFFS	5 metres	
DISTANCE BALL TO TRAVEL AT START TO BEGIN PERIODS FROM HALF WAY.		
AFTER SCORING	<p>Non-scoring team takes a place kick from the centre of halfway, which is not required to travel a prescribed distance forward (i.e.: a tap kick)</p>	
GOAL LINE AND 20M DROP KICKS	5 metres	
VALUE OF TRIES	4 points	
PASSES REQUIRED TO CONTINUE THE TAG COUNT	1	
CONVERSIONS	<p>6's and 7's</p> <p>No conversions</p>	<p>8's &amp; 9's</p> <p>Drop or place kick in front of goal line 10m out from goal line.</p>
KICKING IN GENERAL PLAY	No	
DISTANCE AWAY AT PENALTIES & FREE KICKS		
OFFENDING TEAM	5 metres	
ATTACKING TEAM	Behind the ball	
OFFENCES AT PENALTIES AND FREE KICKS		



## Canada Rugby League Association | CANTAG

OFFENDING TEAM		Penalty 5m back from the original penalty mark Handover at the mark
KICKERS TEAM		Handover at the mark
PENALTIES FOR BREACH IN TOUCH OR IN GOAL		10 metres directly in field opposite the breach 10 metres out from the goal line opposite the breach
HANDOVERS		
FOR INCIDENTS IN FIELD OF PLAY		Where the incident occurs
FOR INCIDENTS IN-GOAL (EG HELD UP LAST TAG)		10 metres in field opposite the incident
FOR BALL IN TOUCH		10 metres in field opposite where ball is deemed to be out
FOR BALL IN TOUCH WITHIN METRES OF GOAL LINE	10	10 metres from touch and 10metres from goal line
MUTUAL INFRINGEMENT		PTB to Attacking Team (i.e. Team with Territorial advantage). Zero tag will apply
VEST ROTATION		At a minimum in 8 & 9 years, vest must be rotated at half time.

## CANTAG: 10 – 12 Years

AGE GROUPS 10-11-12 YEARS		
NUMBER OF PLAYERS (MAXIMUM)	8	
NUMBER OF PLAYERS (MINIMUM)	6	
MATCH DURATION	2 X 20 MIN	
MINIMUM PLAYING TIME (UNBROKEN)	1 Period	
BREAK TIME	3 MIN	
FIELD SIZE	80m x 48m	
DISTANCE FROM PLAY THE BALL TEAM IN POSSESSION		Behind the acting half back (Dummy Half), except for the person playing the ball
TEAM NOT IN POSSESSION	5 metres	



## Canada Rugby League Association | CANTAG

MARKERS	Mandatory (1 only)
TEAM IN DEFENCE & MARKER ALLOWED TO MOVE	When First Receiver has ball in Hand Except when Nominated DH (from dummy Half position or FR from the FR position), elect to run without passing.
RESULT FROM A KNOCK ON OR FORWARD PASS	Handover (unless an advantage is gained) to the non- offending team
NUMBER OF TAGS	6
ZERO TAG	A zero tag will be signalled when the non-offending team gains possession of the ball from a knock on, forward pass, or accidental offside. The initial tag from a 20m restart will be a zero tag.
PASSES REQUIRED TO CONTINUE THE TAG COUNT	2 Except when the nominated DH (from the DH position) or FR (from the FR position), elects to run the ball, and is tagged without passing
VEST ROTATION	At a minimum in 10 – 12 years age groups, vest must be rotated at half time.
KICK OFFS	
DISTANCE BALL TO TRAVEL AT START TO BEGIN PERIODS FROM HALF WAY.	10 metres
AFTER SCORING	Non-scoring team takes a place kick from the centre of halfway, which is not required to travel a prescribed distance forward (i.e. A tap kick)
GOAL LINE AND 20M DROP KICKS	10 metres
VALUE OF TRIES	4 points
CONVERSIONS	<div>10-11 Years</div> <div>Place or Drop kick opposite scoring position, 10m from goal line,</div> <div>12 Years</div> <div>Place kick opposite the the scoring position, 10m from goal line</div>
KICKING IN GENERAL PLAY	Yes (no bombs – applies to all phases of play, including re- starts and penalties)
DISTANCE AWAY AT PENALTIES & FREE KICKS	
OFFENDING TEAM	10 metres



## Canada Rugby League Association | CANTAG

ATTACKING TEAM	Behind the ball
OFFENCES AT PENALTIES AND FREE KICKS	
OFFENDING TEAM	Penalty 10m back from the original penalty mark
KICKERS TEAM	Handover at the mark
PENALTIES FOR BREACH IN TOUCH OR IN GOAL	10 metres directly in field opposite the breach 10 metres out from the goal line opposite the breach
HANDOVERS	
FOR INCIDENTS IN FIELD OF PLAY	Where the incident occurs
FOR INCIDENTS IN-GOAL (EG HELD UP LAST TAG)	10 metres in field opposite the incident
FOR BALL IN TOUCH	10metres in field opposite where ball is deemed to be out
FOR BALL IN TOUCH WITHIN METRES OF GOAL LINE	10 metres from touch and 10metres from goal line
MUTUAL INFRINGEMENT	PTB to Attacking Team (i.e. Team with Territorial advantage). Zero tag will apply

## CANTAG: 13 Years & above

13 YEARS AND ABOVE	
NUMBER OF PLAYERS (MAXIMUM)	13
NUMBER OF PLAYERS (MINIMUM)	8
MATCH DURATION	2 X 25 MIN
MINIMUM PLAYING TIME (UNBROKEN)	1 Period
BREAK TIME	5 MIN
FIELD SIZE	100 x 68m
DISTANCE FROM PLAY THE BALL	



## Canada Rugby League Association | CANTAG

TEAM IN POSSESSION	Behind the acting half back (Dummy Half), except for the person playing the ball
TEAM NOT IN POSSESSION	10 metres
MARKERS	Optional (Maximum 2)
TEAM IN DEFENCE & MARKER ALLOWED TO MOVE	When the ball clears the ruck
RESULT FROM A KNOCK ON OR FORWARD PASS	Handover (unless an advantage is gained) to the non- offending team
NUMBER OF TAGS	6
ZERO TAG	A zero tag will be signalled when the non-offending team gains possession of the ball from a knock on, forward pass, or accidental offside. The initial tag from a 20m restart will be a zero tag.
KICK OFFS	
DISTANCE BALL TO TRAVEL AT START TO	
BEGIN PERIODS FROM HALF WAY.	10 metres
AFTER SCORING	Non scoring team to take a place kick from the centre of halfway, which must travel 10 metres forward
GOAL LINE AND 20M DROP KICKS	10 metres
VALUE OF TRIES	4 points
CONVERSIONS	Place kick opposite the scoring position
KICKING IN GENERAL PLAY	Yes
DISTANCE AWAY AT PENALTIES & FREE KICKS	
OFFENDING TEAM	10 metres
ATTACKING TEAM	Behind the ball
OFFENCES AT PENALTIES AND FREE KICKS	
OFFENDING TEAM	Penalty 10m back from the original penalty mark
KICKERS TEAM	Handover at the mark
PENALTIES FOR BREACH IN TOUCH	10 metres directly in field opposite the breach 10 metres



## Canada Rugby League Association | CANTAG

OR IN GOAL		out from the goal line opposite the breach
HANDOVERS		
FOR INCIDENTS IN FIELD OF PLAY		Where the incident occurs
FOR INCIDENTS IN-GOAL (EG HELD UP LAST TAG)		10 metres in field opposite the incident
FOR BALL IN TOUCH		10metres in field opposite where ball is deemed to be out
FOR BALL IN TOUCH WITHIN METRES OF GOAL LINE	10	10 metres from touch and 10metres from goal line
MUTUAL INFRINGEMENT		PTB to Attacking Team (i.e. Team with Territorial advantage). Zero tag will apply